

Bachelorette Party Box

Fill these boxes with favors you'll need for your evening or weekend of fun. To make sure your boxes are large enough to hold everything, purchase your must-have favors first.

Crafter level: Easy

Time needed: 30 minutes per box

What you'll need

- Paperboard boxes
- Printables (1 set per guest)
- Card stock
- Cellophane bags
- Decks of cards
- Chocolate bars and/or energy bars
- Small bottles of hand sanitizer
- Felt squares
- Ribbon for tying
- Bulk candies (We used small jelly beans.)
- Bulk trail mix
- Spray adhesive or white glue
- Double-stick tape
- Scissors
- Stapler
- Additional items as needed*



How to make it

1. For best results, print all the templates on card stock.
2. To make the candy and trail mix bags, cut out the hangtag and backing paper printables to fit the cellophane bag size. Score and fold the hangtags along the lines indicated. Fill 1 cellophane bag with candies and another with trail mix. Slip each backing paper underneath a bag, then staple the hangtag over the bag and backing paper to secure.
3. For the chocolate or energy bar, simply cut out and wrap the printable around the bar, and use double-stick tape to secure. Since these boxes are personal, you can include each guest's favorite bar.
4. For the deck of cards and hand sanitizer bottle, simply cut out the printables and use spray adhesive or double-stick tape to attach.
5. Once you have all the pieces finished, it's time to put the box together! Cut the felt square to fit the bottom of the paperboard box and use spray adhesive or white glue to secure it. Let dry.
6. For the box top, cut out the "Welcome to the Bachelorette Party" or "Girls Trip" design and narrow banner and attach to the box top with adhesive spray or white glue. After the narrow banner is attached and dry, add your guest's name to it—or, you can write the destination (if you're giving the boxes out ahead of time and the destination is a surprise).
7. Now it's ready to load up! Add your favors to the box. If you want to, you can include a headband, sunglasses case and itinerary to the boxes, too. Have fun!

* You can customize your box even more according to the season or locality of your party. For example, a September bachelorette party weekend down South can include water bottles, sunscreen, lip balm, sunglasses, visors, hair clips and foldout maps.



Candy and Trail Mix Hangtags

score
line




score
line



score
line

LAST FLING BEFORE THE
RING!




score
line

Got our
FRIENDS,
Got the
NIGHT,
We'll be
ALRIGHT.



Hangtag Background




Hangtag Background



Hand Sanitizer



Cards



Box Top Printables





Banners

